

# A systematic review and meta-analysis to evaluate the clinical outcomes in COVID-19 patients on angiotensin-converting enzyme inhibitors or angiotensin receptor blockers

Abhinav Grover <sup>1\*</sup> and Mansi Oberoi<sup>2</sup>

<sup>1</sup>Internal Medicine, University of California, Irvine, School of Medicine, Irvine, CA, USA; and <sup>2</sup>Internal Medicine, University of South Dakota, Sanford School of Medicine, Sioux Falls, SD, USA

Received 7 May 2020; revised 28 May 2020; editorial decision 2 June 2020; accepted 3 June 2020

## Introduction

Angiotensin-converting enzyme inhibitors (ACEIs) and angiotensin receptor blockers (ARBs) share their target receptor site with the SARS-CoV-2 virus, that may cause ACE2 receptor up-regulation which raised concerns regarding ACEI and ARB use in COVID-19 patients. However, many medical professional societies recommended their continued use given the paucity of clinical evidence, but there is a need for an updated systematic review and meta-analysis of the latest clinical studies.

## Methods and results

A search was conducted on PubMed, Google Scholar, EMBASE, and various preprint servers for studies comparing clinical outcomes and mortality in COVID-19 patients on ACEIs and/or ARBs, and a meta-analysis was performed. A total of 16 studies were included for the review and meta-analysis. There were conflicting findings reported in the rates of severity and mortality in several studies. In a pooled analysis of four studies, there was a statistically non-significant association of ACEI/ARB use with lower odds of developing severe disease vs. non-users [odds ratio (OR) = 0.81, 95% confidence interval (CI): 0.41–1.58,  $I^2=50.52$ ,  $P$ -value = 0.53]. In a pooled analysis of six studies, there was a statistically non-significant association of ACEI/ARB use with lower odds of mortality as compared with non-users (OR = 0.86, 95% CI = 0.53–1.41,  $I^2 = 79.12$ ,  $P$ -value = 0.55).

## Conclusion

It is concluded that ACEIs and ARBs should be continued in COVID-19 patients, reinforcing the recommendations made by several medical societies. Additionally, the individual patient factors such as ACE2 polymorphisms which might confer higher risk of adverse outcomes need to be evaluated further.

## Keywords

COVID-19 • Angiotensin-converting enzyme inhibitor • Angiotensin receptor blocker • Meta-analysis • Mortality • Clinical severity

## Introduction

Severe acute respiratory syndrome coronavirus 2 (SARS-COV2) causes coronavirus disease (COVID-19), a potentially fatal disease that is of immense global public health concern. The initial cases were reported in December 2019 in Wuhan, China.<sup>1</sup> Since then, there have been 3 041 764 confirmed COVID-19 patients in the world as

of 27 April 2020, with a total of 211 167 deaths. The USA has the greatest number (988 189) of confirmed cases, with a total of 56 259 deaths. Most cases were diagnosed in New York (291 996), with a total of 22 668 deaths.<sup>2</sup>

Several studies, including a recent meta-analysis, have reported that co-existing conditions, including hypertension, cardiac diseases, cerebrovascular diseases, and diabetes, were common among

\* Corresponding author. Internal Medicine, University of California, Irvine, School of Medicine, 100 Theory, Irvine, CA 92617, USA. Tel: +1 949 4339442. Email: [agrover3@uci.edu](mailto:agrover3@uci.edu)

Published on behalf of the European Society of Cardiology. All rights reserved. © The Author(s) 2020. For permissions, please email: [journals.permissions@oup.com](mailto:journals.permissions@oup.com).

patients with COVID-19 who had severe illness, were admitted to the intensive care unit (ICU), received mechanical ventilation, or died than among patients who had mild illness.<sup>3,4</sup>

Notably, of the most frequent comorbidities reported in these studies of patients with COVID-19, hypertension in particular is often treated with angiotensin-converting enzyme inhibitors (ACEIs) and angiotensin receptor blockers (ARBs).<sup>5</sup> This could theoretically result in an up-regulation of ACE2, which is an active binding target for SARS-CoV-2 virus,<sup>6</sup> in the epithelial cells of the lung, intestine, kidney, and blood vessels.

Although this raised concerns regarding the use of these drugs in COVID-19 patients, several animal studies presented conflicting findings regarding increased ACE2 expression due to ACEIs and ARBs, and previous human studies suggested that administration of an ACEI/ARB does not increase ACE2 expression.<sup>7</sup> In light of these findings and a paucity of clinical outcome studies, many professional cardiovascular and hypertension societies including the European Society of Cardiology, Italian Society of Pharmacology, International Society of Hypertension (ISH), European Society of Hypertension, Joint American Heart Association/American College of Cardiology/American Heart Failure Association, and others recommended the continued use of ACEIs/ARBs in COVID-19 patients.<sup>8–12</sup>

However, since the conception of these recommendations, several clinical studies have been conducted which evaluated the association of ACEIs and ARBs with clinical severity and mortality outcomes in COVID-19 patients. Therefore, the medical literature was systematically reviewed, and a meta-analysis was performed of the current clinical studies evaluating the safety and efficacy of ACEs and ARBs in COVID-19 patients.

## Methods

### Literature search

A literature search was conducted on the PubMed/MEDLINE database using keywords, i.e. 'ACE inhibitors AND COVID' and 'ARB AND COVID'. We applied search filters to include humans and English language studies published up to 1 May 2020. Additional papers of possible interest were identified by examining references of pertinent review articles and searching Google Scholar and preprint servers such as *MedRxiv* and *BioRxiv*. We included studies which evaluated clinical severity and mortality outcomes for patients with COVID-19 on an ACEI, an ARB, or both.

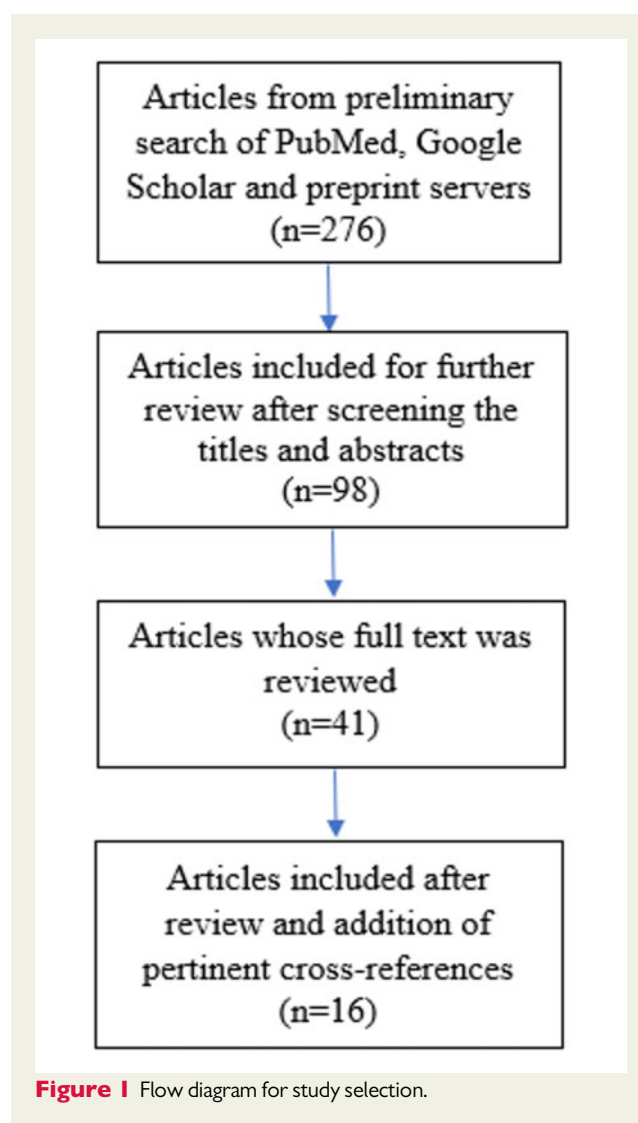
We excluded those studies which were *in vitro* or conducted in animal models, as well as those human studies which evaluated only ACE expression levels (Figure 1).

### Data extraction

Information on the demographics, comorbidities, and pharmacotherapy with ACEIs, ARBs, and other drugs, clinical severity outcomes, and mortality was extracted.

### Statistical analysis

The meta-analysis for severity and mortality was conducted for four and six peer-reviewed studies, respectively, using the comprehensive meta-analysis (CMA) software version 3 (Biostat Inc., Englewood, NJ, USA). The studies were assessed for methodological quality based on the Newcastle–Ottawa Scale (NOS).<sup>13</sup> The NOS has eight criteria and



generates scores ranging from 0 (high risk of bias) to 9 (low risk of bias). Studies with NOS scores of >7 were regarded as high quality. Heterogeneity was assessed using the Higgin's  $I^2$  test, and the choice of fixed or random effects model was made based on the calculated heterogeneity. The publication bias was reported by using funnel plots. We reported the findings based on both a fixed and random effects model derived from the heterogeneity of the studies.

## Results

A total of 276 articles were found in the search. Based on the screening of titles of the articles, 178 were excluded as they did not meet the inclusion criteria. Further, abstracts of 98 articles were read and, subsequently, the full text of 41 articles were reviewed. Of these, 16 articles were shortlisted which compared the clinical and/or mortality outcomes of COVID-19 patients on an ACEI or ARB with non-users.<sup>14–29</sup> Finally, these 16 studies were included for review and, out of these, six and four studies were included in the meta-analysis of mortality and severity outcomes in COVID-19 patients on an ACEI/ARB, respectively (Table 1).

**Table 1** Demographic and clinical characteristics of the patients of the included studies

Study (month year)	Country	No. of patients	Age (median, years)	Sex males	HTN	DM	Other comorbidities	ACEI/ARB usage
Meng <i>et al.</i> (March 2020)	China	417	64.5* (IQR = 55.8–69.0)	24*	42 <sup>†</sup>	6*	CHD: 8* Hypothyroidism: 1* AV block: 1*	17*
Richardson <i>et al.</i> (April 2020)	USA	5700	63 (IQR = 52–75)	3437	3026	1808	CAD: 595 HF: 371 Asthma: 479 COPD: 287 CKD: 268 ESRD: 186	413 <sup>‡</sup>
Li <i>et al.</i> (April 2020)	China	1178	55.5 (IQR = 38–67)	545	362	203	CVD: 95 CHD: 103 HF: 21 CKD: 44	115*
Liu <i>et al.</i> (March 2020)	China	511	65.2 (mean) (SE = 10.7)*	43*	78	NA	NA	22*
Zhang <i>et al.</i> (April 2020)	China	3430	57 (IQR = 45–65)	1675	1128	388	CHD: 178 CVD: 50 CKD: 52 COPD: 19	188*
Feng <i>et al.</i> (April 2020)	China	476	53 (IQR = 40–64)	271	113	49	CD: 38 CVD: 17	33*
Guo <i>et al.</i> (March 2020)	China	187	58.50 (mean) (SD = 14.66)	91	61	28	CHD: 2 CKD: 6	19
Bean <i>et al.</i> (April 2020)	UK	205	62.95 (mean) (SD = 19.94)	106	105	62	CAD/HF: 30	46
Yang <i>et al.</i> (April 2020)	China	251	66 (IQR = 61–73)*	62*	126	55	RD: 12 KD: 4 CD: 35	43
Zeng <i>et al.</i> (April 2020)	China	274	60 (mean) (SD = 15)	150	75	42	COPD: 15 CKD: 5 CD: 31 CVD: 22	28*
Ip <i>et al.</i> (April 2020)	USA	3017	NA	NA	1584	NA	NA	460
Yan <i>et al.</i> (April 2020)	China	49 277	48.75 <sup>§</sup> (mean) (SD = 14.19)	311 <sup>§</sup>	137	60	CD/CVD: 16	58
Mancia <i>et al.</i> (May 2020)	Italy	37 031	68 (mean) (SD = 13)	23 329	NA	NA	CD: 8570 RD: 2367 KD: 1129	15 375
Mehra <i>et al.</i> (May 2020)	Asia, Europe, North America	8910	49 (mean) (SD = 16)	5346	2346	1272	COPD: 225	1326
Reynolds <i>et al.</i> (May 2020)	USA	12 594 <sup>¶</sup>	49 (IQR = 34–63)	5226	4357	2271	Prior MI: 524 HF: 784 CKD: 1214 COPD: 1833	1110
Dauchet <i>et al.</i> (May 2020)	France	288 <sup>**</sup>	NA	179	105 <sup>††</sup>	40	RD: 31 KD: 9 CD: 48	62 <sup>‡‡</sup>

HTN, hypertension; DM, diabetes mellitus; ACEI, angiotensin-converting enzyme inhibitor; ARB, angiotensin II receptor blocker; IQR, interquartile range; CHD, coronary heart disease; AV block, atrioventricular block; CAD, coronary artery disease; HF, heart failure; COPD, chronic obstructive pulmonary disease; CKD, chronic kidney disease; ESRD, end-stage renal disease; CVD, cerebrovascular disease; SE, standard error; NA, not applicable; CD, cardiovascular disease; SD, standard deviation; RD, respiratory disease; KD, kidney disease, MI, myocardial infarction.

\*Reported for hypertensive patients.

<sup>†</sup>Nine out of total 51 hypertensive patients were excluded in subsequent analysis because they were not on any antihypertensive drugs during hospitalization.

<sup>‡</sup>Home medication reconciliation information was available for 2411 of the 2634 patients who were discharged or who died by the study end.

<sup>§</sup>Calculated for 610 COVID 19 patients out of total of 49 277.

<sup>¶</sup>Patients tested for COVID-19.

<sup>\*\*</sup>Patients aged over 35 years suspected of or diagnosed with COVID-19.

<sup>††</sup>Patients on antihypertensive treatment.

<sup>‡‡</sup>Reported for COVID-19-positive patients (187 out of 288 suspected of or diagnosed patients).

All the included studies compared clinical severity-related outcomes in COVID-19 patients on an ACEI or ARB with non-users. However, there was non-uniformity in the definition of the severe outcomes amongst the studies. The studies by Meng *et al.*, Li *et al.*, Liu *et al.*, Feng *et al.*, and Yang *et al.* were all conducted in China and defined clinical severity of COVID 19 based on guidelines established by the National Health Commission of the People's Republic of China (7th edition).<sup>30</sup> Of these, Meng *et al.*, Liu *et al.*, and Feng *et al.* reported that patients on an ACEI/ARB had lower rates of severe outcomes as compared with non-users, whereas Li *et al.* and Yang *et al.* reported equivalent results. Additionally, a study in France by Dauchet *et al.* also reported equivalent results. However, none of these studies performed adjustments for covariates or a matched analysis<sup>14,20,22–24,27</sup> (Table 2). Based on the NOS, Meng *et al.*, Richardson *et al.*, Li *et al.*, Feng *et al.*, Guo *et al.*, Yang *et al.*, and Zeng *et al.* were lower quality studies, whereas the studies conducted by Liu *et al.*, Zhang *et al.*, Bean *et al.*, Yan *et al.*, Mancina *et al.*, Mehra *et al.*, and Reynolds *et al.* had high methodological quality.

Richardson *et al.* and Zhang *et al.* compared the rates of invasive ventilation and found that they were slightly higher or equivalent in patients on an ACEI/ARB as compared with non-users, respectively. In addition, Richardson *et al.* also reported slightly higher rates of ICU admissions in patients on an ACEI (21.4%) and an ARB (20.8%) as compared with non-users (14.8%). Zhang *et al.* reported that the patients on an ACEI/ARB had lower rates of septic shock [hazard ratio (HR) = 0.32, *P*-value = 0.01] and acute respiratory distress syndrome (ARDS) (HR = 0.65, *P*-value = 0.07) as compared with non-users.<sup>15,21</sup> On the other hand, Guo *et al.* found that patients with elevated troponin T (TnT) levels were more frequently on an ACEI/ARB (21.1% vs. 5.9%) (25) (Table 2).

In a pooled analysis of four peer-reviewed studies, there was a statistically non-significant association of an ACEI/ARB with lower odds of developing severe disease vs. non-users (OR = 0.81, 95% CI 0.41–1.58,  $I^2 = 50.52$ , *P*-value = 0.53) (Figures 2 and 3).

Mortality outcomes were assessed in nine studies, namely Meng *et al.*, Richardson *et al.*, Li *et al.*, Zhang *et al.*, Guo *et al.*, Yang *et al.*, Zeng *et al.*, Ip *et al.*, and Mehra *et al.* In addition, Bean *et al.* looked at composite primary endpoints including death or transfer to critical care for organ support within 7 days of symptom onset. Mancina *et al.* reported patients who received assisted ventilation or died as having a critical or fatal infection. Meng *et al.*, Li *et al.*, Yang *et al.*, Zeng *et al.*, and Ip *et al.* reported lower rates of mortality in ACEI/ARB users vs. non-users in an unadjusted analysis. Zhan *et al.* performed matching and an adjusted analysis of 522 patients in which they found that the rate of mortality was statistically significantly lower in patients on an ACEI/ARB as compared with non-users (HR = 0.37, *P*-value = 0.03). Mehr *et al.* reported lower mortality in patients on an ACEI vs. no ACEI (OR = 0.33, 95% CI = 0.20–0.54). Similarly, Bean *et al.* found lower rates of their primary endpoint of death or critical care transfer in patients on ACEIs as compared with non-users (13.5% vs. 27.7%). Mancina *et al.* found a lower rate of critical or fatal outcomes in patients on an ACEI vs. no ACEI (OR = 0.91, 95% CI 0.69–1.21) and in patients on an ARB vs. no ARB (OR = 0.83, 95% CI 0.63–1.10). Similarly, Reynolds *et al.* found a slightly lower rate of severe outcomes which included admission to the ICU, the use of non-

invasive or invasive mechanical ventilation, or death in patients on an ACEI/ARB (24.8%) vs. no ACEI/ARB (24.9%)<sup>14,15,17–19,21,22,25–29</sup> (Table 2).

On the contrary, Guo *et al.* and Richardson *et al.* reported higher rates of mortality in patients on ACEIs/ARB as compared with non-users. Richardson *et al.* included 168 hypertensive patients on ACEIs, 245 on ARBs, and 953 patients on neither an ACEI nor an ARB, and reported 32.7, 30.6, and 26.7% mortality rates, respectively<sup>15,25</sup> (Table 2).

In a pooled analysis of six peer-reviewed studies, there was a statistically non-significant association of ACEIs/ARBs with lower odds of mortality as compared with non-users (OR = 0.86, 95% CI = 0.53–1.41,  $I^2 = 79.12$ , *P*-value = 0.55) (Figures 4 and 5) The sensitivity of the pooled results of clinical severity and mortality outcomes to the removal of each study is reported in Supplementary material online, Figures S1–S4.

## Discussion

Despite the worldwide implementation of public health measures such as social distancing, contact tracing, and mass testing to aid in the control of COVID-19, the global cases have risen to >3 million, and >200 000 patients had lost their lives by 27 April 2020,<sup>2,31</sup> which further requires attention. Several studies have reported increased rates of COVID-19-associated mortality in patients with significant comorbidities such as hypertension, cardiovascular disease, chronic kidney disease, or heart failure.<sup>3,4</sup> Although ACEIs and ARBs are commonly prescribed to treat some of these comorbidities, the fact that the ACE2 receptor is the main binding site for entry of SARS-CoV-2 caused concerns regarding the use of ACEIs and ARBs in such patients.<sup>5,32</sup>

Several evidence-based consensus and position statements were formulated by various cardiovascular and hypertension societies which recommended continued use of ACEIs and ARBs in COVID-19 patients, citing the lack of any contrary clinical evidence.<sup>8–12</sup> Since then, however, several clinical studies have evaluated the association of ACEIs and ARBs in COVID-19 patients and comorbidities.

It is imperative to accurately predict clinical outcomes of COVID-19 patients, especially those with comorbidities and taking an ACEI or ARB, to decide whether to continue or switch to another medication. However, there were conflicting findings reported in several studies, as Meng *et al.*, Liu *et al.*, Feng *et al.*, Zhan *et al.*, Mancina *et al.*, and Reynolds *et al.* reported that patients on an ACEI or an ARB had lower rates of severe outcomes, whereas Richardson *et al.* and Zhang *et al.* reported higher or equivalent rates of invasive ventilation, respectively. In addition, Richardson *et al.* reported a higher rate of ICU admissions in patients on ACEIs/ARBs as compared with non-users, and Guo *et al.* found that patients on ACEIs/ARBs had higher rates of cardiovascular disease and elevated TnT levels. It is pertinent to note that none of the above studies performed adjustment for covariates or matching for analysis, undermining the statistical strength of their results to a certain extent.<sup>14,15,17,19,21,23–25</sup> However, Zhang *et al.* did perform matching and an adjusted analysis of 522 patients in which they found slightly higher rates of ICU admissions in patients on an ACEI (21.4%) or an ARB (20.8%) as compared

**Table 2** Comparison of clinical severity and mortality outcomes in COVID-19 patients on an ACEI and/or ARB vs. non-users

Study (month year)	No. of patients on an ACEI	No. of patients on an ARB	No. of patients on ACEI/ARB	No. of patients not on an ACEI/ARB	Severe outcomes on ACEI/ARB	Mortality on an ACEI/ARB vs. no ACEI/ARB
Meng et al. (March 2020)	2	15	17	25 (HTN)	23.5% vs. 48%*	0% vs. 4%
Richardson et al. (April 2020)	168	245	413	953	Ventilation 19.6% (ACEI) vs. 18.8% (ARB) vs. 12.8% (no ACEI/ARB)	32.7% (ACEI) vs. 30.6% (ARB) vs. 26.7% (no ACEI/ARB)
Li et al. (April 2020)	NA	NA	115	247	ICU 21.4% (ACEI) vs. 20.8% (ARB) vs. 14.8% (no ACEI/ARB)	18.3% vs. 22.7% P-value = 0.34
Liu et al. (March 2020) (HTN, n = 78)	3	19	22	17†	49.6% vs/ 47%* P-value = 0.65 33.3% (ACEI) vs. 31.5% (ARB) vs. 58.8% (no use)*	NA
Zhang et al. (April 2020)	31§	157§	174¶	348¶	OR‡ = 0.567 (95% CI = 0.109–2.948), P-value = 0.566 (ACEI) vs. OR‡ = 0.537 (95% CI = 0.248–1.162), P-value = 0.179 (ARB) Invasive ventilation 5% vs. 5.4% Absolute difference = 3.5 (95% CI = 1.4–5.6), P-value = 0.86	Adjusted HR = 0.37 (95% CI = 0.15–0.89), P-value = 0.03
Feng et al. (April 2020)	8	27	33	62**	Septic shock HR = 0.32 (95% CI = 0.13–0.80), P-value = 0.01 ARDS HR = 0.65 (95% CI = 0.41–1.04), P-value = 0.07 Severe* 12.5% (ACEI) vs. 7.4% (ARB) vs. 6.1% (ACEI/ARB) vs. 19.4% (other regimens)	NA
Guo et al. (March 2020)	NA	NA	19	168	Critical* 0% (ACEI) vs. 7.4% (ARB) vs. 6.1% (ACEI/ARB) vs. 24.3% (other regimens)	36.8% vs. 25.6%
Bean et al. (April 2020)	37	9	46	159	Use of ACEIs/ARBs was higher in patients with elevated TnT levels (21.1% vs. 5.9%) 13.5% (ACEI) vs. 44.4% (ARB) vs. 27.7% (no ACEI/ARB)††	NA
Yang et al. (April 2020)	NA	NA	43	83	Severe* 25.6% vs. 19.3% Critical* 9.3% vs. 22.9%; P-value = 0.061	4.7% vs. 13.3%; P-value = 0.216

Continued

**Table 2** Continued

Study (month year)	No. of patients on an ACEI	No. of patients on an ARB	No. of patients on ACEI/ARB	No. of patients not on an ACEI/ARB	Severe outcomes on ACEI/ARB vs. no ACEI/ARB	Mortality on an ACEI/ARB vs. no ACEI/ARB
Zeng et al. (April 2020)	NA	NA	28	47	Severe pneumonia <sup>‡</sup> 54% vs. 32% NA	7% vs. 11%
Ip et al. (April 2020)	277	219	460	669	NA	27%, P-value = 0.001 (ACEI) vs. 33%, P-value = 0.12 (ARB) vs. 30% (ACEI/ARB) vs. 39% (no ACEI/ARB)
Yan et al. (April 2020)	5	53	58	NA	OR = 1.23 (95% CI = 0.19–7.93), P-value = 0.826 (ACEI) <sup>§§</sup> OR = 0.77 (95% CI = 0.36–1.63), P-value = 0.495 (ARB) <sup>§§</sup>	NA
Mancia et al. (May 2020)	8071	7304	15 375	NA	Mild to moderate OR = 0.97 (0.88–1.07) (ACEI vs. no ACEI) OR = 0.96 (0.87–1.07) (ARB vs. no ARB) Critical or fatal OR = 0.91 (0.69–1.21) (ACEI vs. no ACEI) OR = 0.83 (0.63–1.10) (ARB vs. no ARB)	Included with critical or fatal outcomes
Mehra et al. (May 2020)	770	556	1326	NA	NA	OR = 0.33 (95% CI = 0.20–0.54) (ACEI vs. no ACEI) OR = 1.23 (95% CI = 0.87–1.74) (ARB vs. no ARB)
Reynolds et al. (May 2020)	627	664	1110	1101	23.9% vs. 25.9% (ACEI vs. no ACEI) <sup>¶¶</sup> 24.4% vs. 25.8% (ARB vs. no ARB) <sup>¶¶</sup> 24.8% vs. 24.9% (ACEI/ARB vs. no ACEI/ARB) <sup>¶¶</sup>	Included with severe outcomes
Dauchet et al. (May 2020)	31***	31***	62***	23***	SPR1 (95% CI) 1.17 (0.83–1.67) (ACEI) 1.17 (0.83–1.67) (ARB) 1.23 (0.82–1.86) (no ACEI/ARB)	NA

ACEI, angiotensin-converting enzyme inhibitor; ARB, angiotensin II receptor blocker; HTN, hypertension; ICU, intensive care unit; NA, not applicable; OR, odds ratio; CI, confidence interval; HR, hazard ratio; ARDS, acute respiratory distress syndrome; TnT, troponin T; SPR1, standardized prevalence ratio (R1, North of France population reference).

<sup>\*</sup>Severity of COVID-19 patients according to the National Health Commission of the People's Republic of China guidelines.

<sup>†</sup>Not on any antihypertensive drug.

<sup>‡</sup>Odds ratio with reference to patients not on any antihypertensive.

<sup>§</sup>Before matching.

<sup>¶</sup>After matching.

<sup>\*\*</sup>Other regimens.

<sup>††</sup>Primary endpoint being death or transfer to a critical care unit for organ support within 7 days of symptom onset.

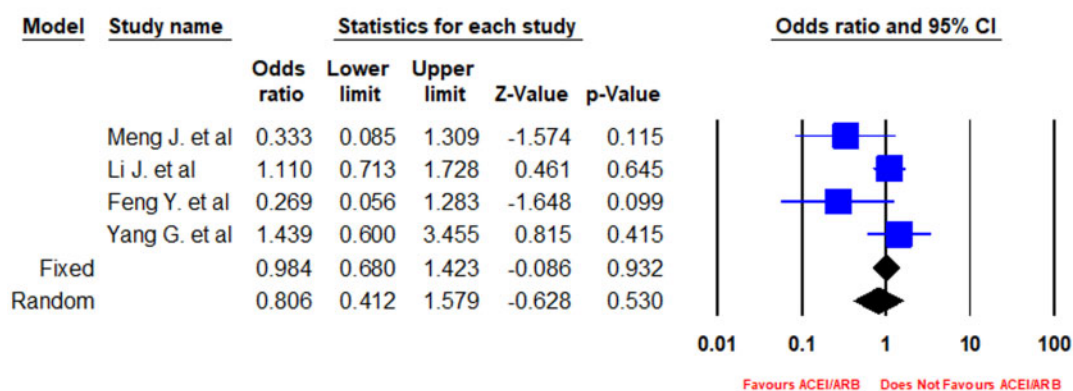
<sup>‡‡</sup>The criteria were based on the American Thoracic Society and Infectious Diseases Society of America.

<sup>§§</sup>Odds ratio of severe vs. non-severe.

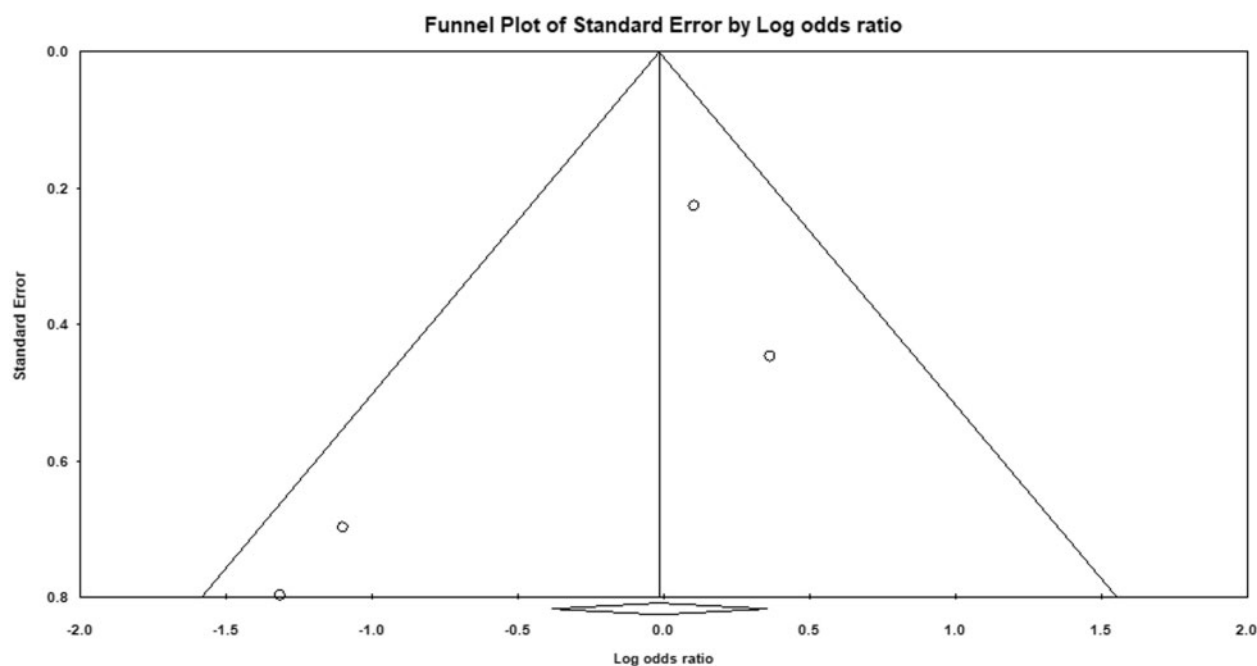
<sup>¶¶</sup>Severe COVID-19 was defined as admission to the intensive care unit, the use of non-invasive or invasive mechanical ventilation, or death.

<sup>\*\*\*</sup>Reported for COVID-19-positive patients (187 out of 288 suspected of or diagnosed patients).





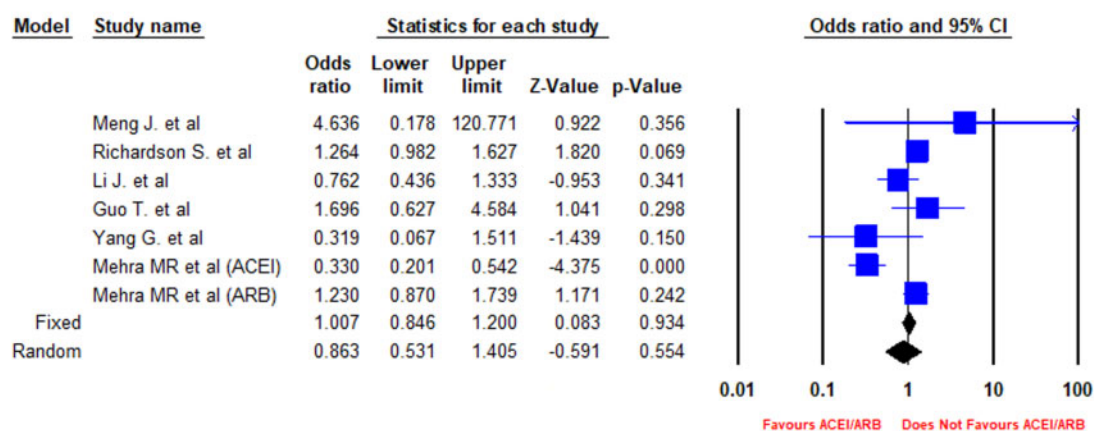
**Figure 2** Forest plot depicting meta-analysis of clinical severity based on Chinese guidelines in COVID-19 patients on an angiotensin-converting enzyme inhibitor (ACEI)/angiotensin receptor blocker (ARB).



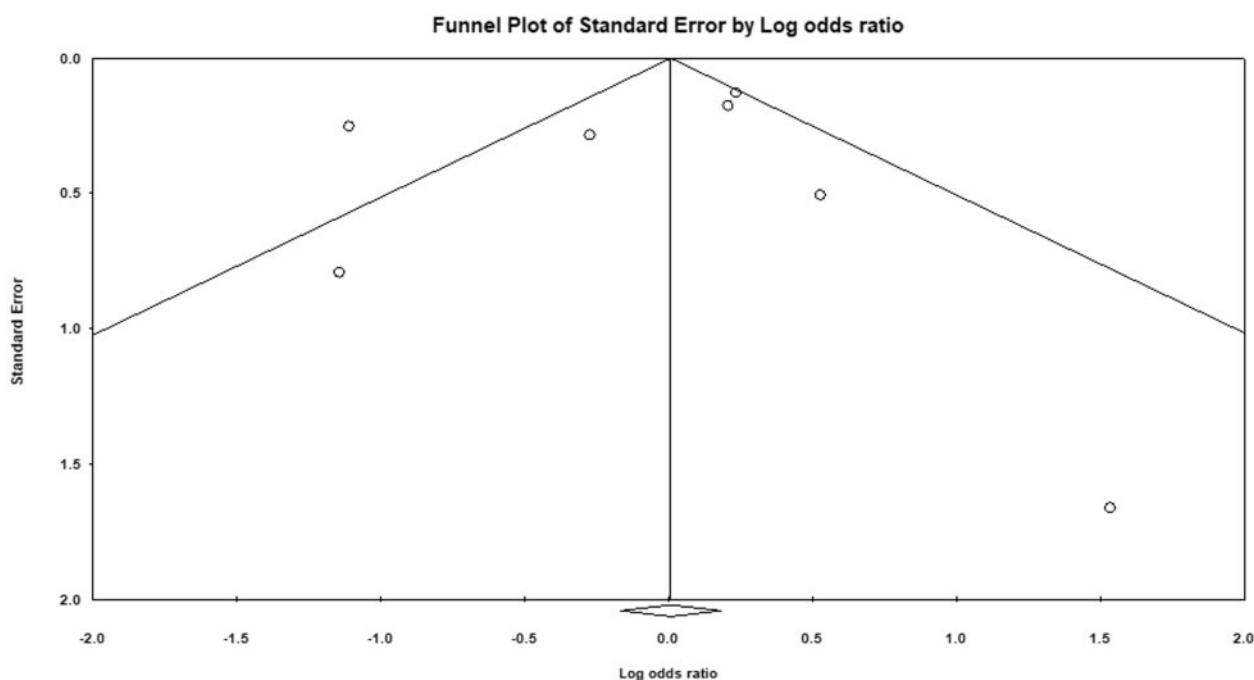
**Figure 3** Funnel plot depicting publication bias for studies evaluating clinical severity based on Chinese guidelines in COVID-19 patients on an angiotensin-converting enzyme inhibitor (ACEI)/angiotensin receptor blocker (ARB).

with non-users (14.8%).<sup>21</sup> In our random effects meta-analysis, a pooled analysis of four peer-reviewed studies conducted in China revealed that there was a statistically non-significant association (OR = 0.81, 95% CI 0.41–1.58,  $I^2=50.52$ ,  $P$ -value = 0.53) of ACEI/ARB use with lower odds of developing severe disease defined as per the Chinese COVID-19 guidelines in patients on ACEIs/ARBs vs. non-users (Figures 2 and 3).

Similarly, there were also conflicting results on the rate of mortality reported by the various clinical studies. Meng *et al.*, Li *et al.*, Zhang *et al.*, Yang *et al.*, Zeng *et al.*, and Ip *et al.* reported lower rates of mortality in ACEI/ARB users vs. non-users, whereas Guo *et al.* and Richardson *et al.* reported higher rates of mortality in patients on ACEIs/ARBs as compared with non-users.<sup>14,15,21,22,25,27–29</sup> Zhang *et al.* again performed matching and adjustment in assessing the



**Figure 4** Forest plot depicting meta-analysis of mortality outcomes in COVID-19 patients on an angiotensin-converting enzyme inhibitor (ACEI)/angiotensin receptor blocker (ARB).



**Figure 5** Funnel plot depicting publication bias for studies evaluating mortality outcomes in COVID-19 patients on an angiotensin-converting enzyme inhibitor (ACEI)/angiotensin receptor blocker (ARB).

mortality outcomes, strengthening their conclusions regarding safety of ACEI/ARB use; however, a large sample size study conducted in New York in >1000 COVID-19 patients by Richardson *et al.* raised concerns of worse mortality outcomes with ACEI/ARB use and cannot be overlooked.<sup>15,21</sup> In a pooled analysis of six peer-reviewed studies, there was a statistically non-significant association of ACEI/ARB use with lower odds of mortality as compared with non-users

(OR = 0.86, 95% CI = 0.53–1.41,  $I^2 = 79.12$ ,  $P$ -value = 0.55) (Figures 4 and 5).

Several hypotheses have been put forward explaining the positive and negative aspects of ACEI/ARB administration in COVID-19 patients. Positive effects include ACE2 receptor blockade, disabling viral entry into the heart and lungs, and an overall decrease in inflammation secondary to ACEIs/ARBs, suggesting that the use of an ACEI



might be protective against respiratory complications. Negative effects include a possible retrograde feedback mechanism, by which ACE2 receptors are up-regulated, which may lead to severe pneumonia, increasing the risk of severe outcomes and mortality.<sup>33</sup> Individuals with ACE2 polymorphisms have an increased genetic predisposition for an increased risk of SARS-CoV-2 infection and may have harmful effects of ACEIs/ARBs.<sup>34</sup> This aspect is worth considering and needs to be evaluated in future studies.

To the best of our knowledge, this systematic review is a comprehensive exploration and analysis of existing literature in this topic to date. Our review has limitations in its rigour due to the scarce existing data and diverse study types available. The rapidly emerging knowledge base of COVID-19 presents the possibility that a few studies (particularly unpublished/under peer review) remain uncaptured. However, we have tried our best to mitigate this by allowing broad search terms and by including many databases and repositories. We have also tried to comprehensively review and analyse the existing data.

Considering the inconsistent clinical studies and conflicting hypotheses, it is essential to evaluate the clinical outcomes in COVID-19 patients on ACEIs/ARBs in future large studies, particularly randomized controlled trials, and additionally evaluate the association of clinical outcomes with ACE2 polymorphisms. Based on this, there are ongoing trials studying the effect of losartan (an ARB) in patients with COVID-19 in outpatient and inpatient settings (NCT04311177 and NCT04312009).<sup>35,36</sup>

## Conclusion

It is concluded that ACEIs and ARBs should be continued in COVID-19 patients, reinforcing the recommendations made by several medical societies. Additionally, the individual patient factors such as ACE2 polymorphisms which might confer higher risk of adverse outcomes need to be evaluated further.

## Author contributions

A.G.: conception and design, data acquisition and analysis, drafting the manuscript, and final approval of the manuscript. M.O.: data acquisition, drafting and final approval of the manuscript.

## Supplementary material

Supplementary material is available at *European Heart Journal – Cardiovascular Pharmacotherapy* online.

**Conflicts of interest:** none declared.

**Data availability statement:** The data underlying this article are available in the article and in its online [Supplementary material](#).

## References

- Du Toit A. Outbreak of a novel coronavirus. *Nat Rev Microbiol* 2020;**18**:123.
- COVID-19 Map – Johns Hopkins Coronavirus Resource Centre. <https://coronavirus.jhu.edu/map.html>
- Li B, Yang J, Zhao F, Zhi L, Wang X, Liu L, Bi Z, Zhao Y. Prevalence and impact of cardiovascular metabolic diseases on COVID-19 in China. *Clin Res Cardiol* 2020;**109**:531–538.
- Vaduganathan M, Vardeny O, Michel T, McMurray JJV, Pfeffer MA, Solomon SD. Renin–angiotensin–aldosterone system inhibitors in patients with Covid-19. *N Engl J Med* 2020;**382**:1653–1659.
- Rehan HS, Grover A, Hungin APS. Ambiguities in the guidelines for the management of arterial hypertension: Indian perspective with a call for global harmonization. *Curr Hypertens Rep* 2017;**19**:17.
- Wan Y, Shang J, Graham R, Baric RS, Li F. Receptor recognition by the novel coronavirus from Wuhan: an analysis based on decade-long structural studies of SARS coronavirus. *J Virol* 2020;**94**:e00127–20.
- Sriram K, Insel PA. Risks of ACE inhibitor and ARB usage in COVID-19: evaluating the evidence. *Clin Pharmacol Ther* 2020;doi: 10.1002/cpt.1863.
- European Society of Cardiology Council on Hypertension. Position Statement of the ESC Council on Hypertension on ACE-Inhibitors and Angiotensin Receptor Blockers. 2020 [https://www.escardio.org/Councils/Council-on-Hypertension-\(CHT\)/News/position-statement-of-the-esc-council-on-hypertension-on-ace-inhibitors-and-ang](https://www.escardio.org/Councils/Council-on-Hypertension-(CHT)/News/position-statement-of-the-esc-council-on-hypertension-on-ace-inhibitors-and-ang)
- Trifirò G, Crisafulli S, Andò G, Racagni G, Drago F. Should patients receiving ACE inhibitors or angiotensin receptor blockers be switched to other antihypertensive drugs to prevent or improve prognosis of novel coronavirus disease 2019 (COVID-19)? *Drug Saf* 2020;**43**:507–509.
- The International Society of Hypertension. A statement from the International Society of Hypertension on COVID-19. <https://ish-world.com/news/a/a-statement-from-the-international-society-of-hypertension-on-covid-19/>
- European Society of Hypertension. ESH STATEMENT ON COVID-19. <https://www.eshonline.org/spotlights/esh-statement-covid-19/>
- Heart Failure Society of America; American College of Cardiology; American Heart Association. HFSA/ACC/AHA Statement Addresses Concerns Re: Using RAAS Antagonists in COVID-19 – American College of Cardiology. <https://www.acc.org/latest-in-cardiology/articles/2020/03/17/08/59/hfsa-acc-aha-statement-addresses-concerns-re-using-raas-antagonists-in-covid-19>
- Wells GA, Shea B, O'Connell D, Peterson J, Welch V, Losos M, Tugwell P. The Newcastle–Ottawa Scale (NOS) for assessing the quality of nonrandomised studies in meta-analyses. [http://www.ohri.ca/programs/clinical\\_epidemiology/oxford.asp](http://www.ohri.ca/programs/clinical_epidemiology/oxford.asp)
- Meng J, Xiao G, Zhang J, He X, Ou M, Bi J, Yang R, Di W, Wang Z, Li Z, Gao H, Liu L, Zhang G. Renin–angiotensin system inhibitors improve the clinical outcomes of COVID-19 patients with hypertension. *Emerg Microbes Infect* 2020;**9**:757–760.
- Richardson S, Hirsch JS, Narasimhan M, Crawford JM, McGinn T, Davidson KW; and the Northwell COVID-19 Research Consortium, Barnaby DP, Becker LB, Chelico JD, Cohen SL, Cookingham J, Coppa K, Diefenbach MA, Dominello AJ, Duer-Hefele J, Falzon L, Gitlin J, Hajizadeh N, Harvin TG, Hirschwerk DA, Kim EJ, Kozel ZM, Marrast LM, Mogavero JN, Osorio GA, Qiu M, Zanos TP. Presenting characteristics, comorbidities, and outcomes among 5700 patients hospitalized with COVID-19 in the New York City area. *JAMA* 2020;**323**:2052–2059.
- Yan H, Valdes AM, Vijay A, Wang S, Liang L, Yang S, Wang H, Tan X, Du J, Jin S, Huang K, Jiang F, Zhang S, Zheng N, Hu Y, Cai T, Aithal GP. Role of drugs affecting the renin–angiotensin–aldosterone system on susceptibility and severity of COVID-19: a large case–control study from Zhejiang Province, China. *medRxiv* 2020:2020.04.24.20077875.
- Mancia G, Rea F, Ludergnani M, Apolone G, Corrao G. Renin–angiotensin–aldosterone system blockers and the risk of Covid-19. *N Engl J Med* 2020;doi: 10.1056/NEJMoa2006923
- Mehra MR, Desai SS, Kuy S, Henry TD, Patel AN. Cardiovascular disease, drug therapy, and mortality in Covid-19. *N Engl J Med* 2020;doi: 10.1056/NEJMoa2007621.
- Reynolds HR, Adhikari S, Pulgarin C, Troxel AB, Iturrate E, Johnson SB, Hausvater A, Newman JD, Berger JS, Bangalore S, Katz SD, Fishman GI, Kunichoff D, Chen Y, Ogedegbe G, Hochman JS. Renin–angiotensin–aldosterone system inhibitors and risk of Covid-19. *N Engl J Med* 2020;doi: 10.1056/NEJMoa2008975.
- Dauchet L, Lambert M, Gauthier V, Poissy J, Faure K, Facon A, Yelnik C, Panaget S, Plagnieux T, Verfaillie F, Mathieu D, Goldstein P, Meirhaeghe A, Amouyel P, on behalf of the Lille COVID-19 study group. ACE inhibitors, AT1 receptor blockers and COVID-19: clinical epidemiology evidences for a continuation of treatments. The ACER-COVID study. *medRxiv* 2020:2020.04.28.20078071.
- Zhang P, Zhu L, Cai J, Lei F, Qin JJ, Xie J, Liu YM, Zhao YC, Huang X, Lin L, Xia M, Chen MM, Cheng X, Zhang X, Guo D, Peng Y, Ji YX, Chen J, She ZG, Wang Y, Xu Q, Tan R, Wang H, Lin J, Luo P, Fu S, Cai H, Ye P, Xiao B, Mao W, Liu L, Yan Y, Liu M, Chen M, Zhang XJ, Wang X, Touyz RM, Xia J, Zhang BH, Huang X, Yuan Y, Rohit L, Liu PP, Li H. Association of inpatient use of angiotensin

- converting enzyme inhibitors and angiotensin II receptor blockers with mortality among patients with hypertension hospitalized with COVID-19. *Circ Res* 2020;**26**:1671–1681.
22. Li J, Wang X, Chen J, Zhang H, Deng A. Association of renin–angiotensin system inhibitors with severity or risk of death in patients with hypertension hospitalized for coronavirus disease 2019 (COVID-19) infection in Wuhan, China. *JAMA Cardiol* 2020:e201624.
  23. Liu Y, Huang F, Xu J, Yang P, Qin Y, Cao M, Wang Z, Li X, Zhang S, Ye L, Lv J, Wei J, Xie T, Gao H, Xu K-F, Wang F, Liu L, Jiang C. Anti-hypertensive angiotensin II receptor blockers associated with mitigation of disease severity in elderly COVID-19 patients. *medRxiv* 2020;2020.03.20.20039586.
  24. Feng Y, Ling Y, Bai T, Xie Y, Huang J, Li J, Xiong W, Yang D, Chen R, Lu F, Lu Y, Liu X, Chen Y, Li X, Li Y, Summah HD, Lin H, Yan J, Zhou M, Lu H, Qu J. COVID-19 with different severity: a multi-center study of clinical features. *Am J Respir Crit Care Med* 2020;**201**:1380–1388.
  25. Guo T, Fan Y, Chen M, Wu X, Zhang L, He T, Wang H, Wan J, Wang X, Lu Z. Cardiovascular implications of fatal outcomes of patients with coronavirus disease 2019 (COVID-19). *JAMA Cardiol* 2020;doi: 10.1001/jamacardio.2020.1017.
  26. Bean D, Kraljevic Z, Searle T, Bendayan R, Pickles A, Folarin A, Roguski L, Noor K, Shek A, O’Gallagher K, Zakeri R, Shah A, Teo J, Dobson RJB. Treatment with ACE-inhibitors is associated with less severe disease with SARS-Covid-19 infection in a multi-site UK acute Hospital Trust. *medRxiv* 2020; 2020.04.07.20056788.
  27. Yang G, Tan Z, Zhou L, Yang M, Peng L, Liu J, Cai J, Yang R, Han J, Huang Y, He S. Effects of ARBs and ACEIs on virus infection, inflammatory status and clinical outcomes in COVID-19 patients with hypertension: a single center retrospective study. *Hypertension* 2020;doi: 10.1161/HYPERTENSIONAHA.120.15143.
  28. Zeng Z, Sha T, Zhang Y, Wu F, Hu H, Li H, Han J, Song W, Huang Q, Chen Z. Hypertension in patients hospitalized with COVID-19 in Wuhan, China: a single-center retrospective observational study. *medRxiv* 2020;2020.04.06.20054825.
  29. Ip A, Parikh K, Parrillo JE, Mathura S, Hansen E, Sawczuk IS, Goldberg SL. Hypertension and renin–angiotensin–aldosterone system inhibitors in patients with Covid-19. *medRxiv* 2020;2020.04.24.20077388.
  30. China National Health Commission. Chinese Clinical Guidance for COVID-19 Pneumonia Diagnosis and Treatment (7th edition). 2020. <http://kjfy.meetingchina.org/m/site/news/show/cn/3337.html>
  31. Matrajt L, Leung T. Evaluating the effectiveness of social distancing interventions to delay or flatten the epidemic curve of coronavirus disease. *Emerg Infect Dis* 2020;**26**:doi: 10.3201/eid2608.201093.
  32. Hoffmann M, Kleine-Weber H, Schroeder S, Krüger N, Herrler T, Erichsen S, Schiergens TS, Herrler G, Wu NH, Nitsche A, Müller MA, Drosten C, Pöhlmann S. SARS-CoV-2 cell entry depends on ACE2 and TMPRSS2 and is blocked by a clinically proven protease inhibitor. *Cell* 2020;**181**:271–280.
  33. Rico-Mesa JS, White A, Anderson AS. Outcomes in patients with COVID-19 infection taking ACEI/ARB. *Curr Cardiol Rep* 2020;**22**:31.
  34. Fang L, Karakiulakis G, Roth M. Are patients with hypertension and diabetes mellitus at increased risk for COVID-19 infection? *Lancet Respir Med* 2020;**8**:e21.
  35. Losartan for Patients With COVID-19 Not Requiring Hospitalization – Full Text View – ClinicalTrials.gov. <https://clinicaltrials.gov/ct2/show/NCT04311177>
  36. Losartan for Patients With COVID-19 Requiring Hospitalization – Full Text View – ClinicalTrials.gov. <https://clinicaltrials.gov/ct2/show/NCT04312009>